
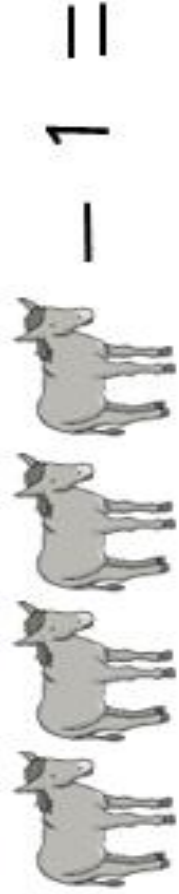


Parrots and Peacocks - Home Learning- 18.01.2021-22.01.2021

Week Commencing - 18.01.2021			
Day	Morning Session	Phonics	Afternoon Session
Monday	<u>Taking Away using the crossing out method</u> Take away by crossing out the amount asked. Count how many are left to find the answer.	<u>Focus Sound: i</u> Say the first sound for the pictures - Insect, Invitation, Instrument, Itchy. Practise writing the sound I using the rhyme.	<u>Naming and Labelling Farm Animals</u> Name some different animals that live on a farm, using the pictures to support. Name the different body parts the arrows are pointing to, then write a list to match the numbers, using the words. For example - 1. Snout
Tuesday	<u>Describing Words for Farm Animals</u> Write words to describe how the different farm animals look, feel and sound. Use your senses to help you.	<u>Focus Sound: n</u> Say the first sound for the pictures – Nose, Net, Needle, Necklace. Practise writing the sound I using the rhyme.	<u>Draw and Colour a Farm Animal</u> Pick a farm animal that you are interested in. Look at some pictures of the animal and draw and colour it.
Wednesday	<u>Subtraction- Number sentences</u> Complete the subtraction calculations by making one group and taking away another amount.	<u>Focus Sound: p</u> Say the first sound for the pictures – Purse, Pizza, Pen, Pirate. Practise writing the sound p using the rhyme.	<u>Draw and Label own Farm</u> Draw a map of your very own farm- which animals will you have on your farm? What else will you have? Map below for guidance.
Thursday	<u>Write a list of all the animals you can see</u> Look at the picture and write a list of all the animals you can see	<u>Focus Sound: g</u> Say the first sound for the pictures – gate, glasses, goat, girl. Practise writing the sound g using the rhyme.	<u>How to Draw Animals</u> Please see below the steps to draw a cartoon cow.
Friday	<u>Reading</u> Read and answer the questions on the sheet below.	<u>Focus Sound: o</u> Say the first sound for the pictures – Octopus, Orange, Ostrich, Otter. Practise writing the sound o using the rhyme.	<u>Fun Friday Skills</u> On Friday afternoons we would like you to learn a new skill to help at home. This could be; Helping cook the dinner, Helping fold the laundry, Tidying your house, Hoovering, Sorting a cupboard. Or anything that your parents deem as helpful.

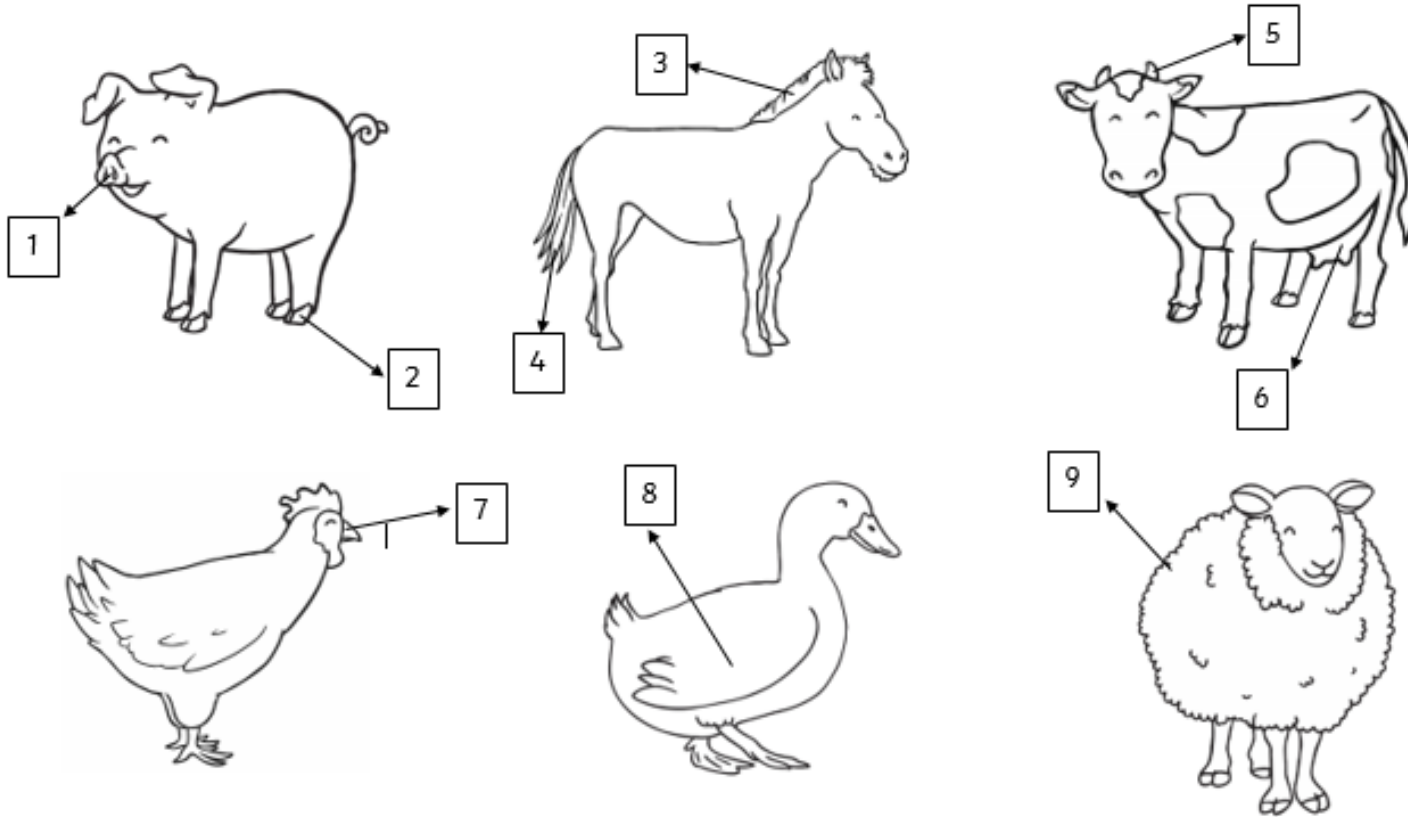
Parrots and Peacocks - Home Learning- 18.01.2021-22.01.2021

Take Away Using the Crossing Out Method



Parrots and Peacocks - Home Learning- 18.01.2021-22.01.2021



Name and Label Farm Animals



- | | | | | | |
|-------|---------|-------|------|------|------|
| Mane | Wing | Wool | Horn | Beak | Tail |
| Snout | Trotter | Udder | | | |

Parrots and Peacocks - Home Learning- 18.01.2021-22.01.2021

Farm Animals



Parrots and Peacocks - Home Learning- 18.01.2021-22.01.2021

Describing Farm Animals



--	--



--	--



--	--

Parrots and Peacocks - Home Learning- 18.01.2021-22.01.2021

Subtraction Number Sentences

Mild	Spicy	Hot	Challenge
$2-1=$	$4-4=$	$6-6=$	$9- \underline{\quad} = 5$
$3-2=$	$5-3=$	$7-6=$	$10- \underline{\quad} = 3$
$3-3=$	$6-2=$	$8-7=$	$12- \underline{\quad} = 7$
$4-2=$	$4-5=$	$9-6=$	$14- \underline{\quad} = 5$
$2-2=$	$6-4=$	$8-8=$	$15- \underline{\quad} = 10$
$5-2=$	$7-4=$	$10-6=$	
$4-3=$	$8-5=$	$12-6=$	
$5-3=$	$6-5=$	$14-5=$	
	$9-4=$	$15-4=$	
		$13-6=$	

Parrots and Peacocks - Home Learning- 18.01.2021-22.01.2021

Example of a Farm Map



Parrots and Peacocks - Home Learning- 18.01.2021-22.01.2021


Animals You Can See

What can you see on the farm?



© 2018 Mrs. M. J. Jones

How to Draw a Cow



Parrots and Peacocks - Home Learning- 18.01.2021-22.01.2021

Reading Activity

The Big Dig

Pam and Fin dug in the mud.


Pam dug up a map.

Fin dug up a big pot.

Pam dug up a red peg.

Pam and Fin dug up a big log.

Fin did not pick up the log.



Read Together Quick Questions



1. Who is digging with Pam? Tick one.

Bug

Sam

Fin



2. What did Pam dig up first? Tick one.

a rag

a big log

a map



3. Which word is used to tell us what the log was like? Tick one.

red

mud

big



4. Why do you think that Fin did not pick up the log? Tick one.

The log was too big.

The log was too muddy.

The log was too small.

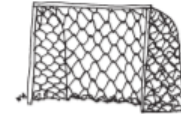
Parrots and Peacocks - Home Learning- 18.01.2021-22.01.2021



i i



n n n



Practise handwriting

Down the body, dot for the head

i i i i i

Practise handwriting

Down Nobby, over his net

n n n n n


Practise sound-writing

i

Practise sound-writing

n

Parrots and Peacocks - Home Learning- 18.01.2021-22.01.2021



Practise handwriting

Down the plait and over the pirate's face



Practise handwriting

Round her face, down her hair and give her a curl



Practise sound-writing

p

Practise sound-writing

g

Parrots and Peacocks - Home Learning- 18.01.2021-22.01.2021



Practise handwriting

All around the orange



Practise sound-writing



Can you trace the numbers?

