


Our topic is All About Me.

The Nest

Learn some new words



face

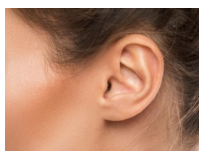


eyes

hair

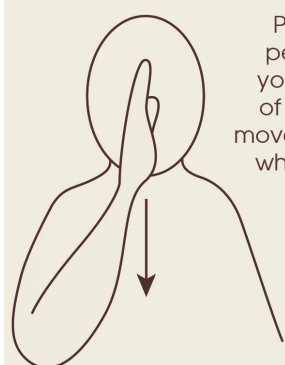


mouth



ears

Learn the Makaton Signs for some of our emotional language



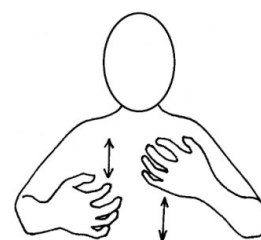
Place one hand perpendicular to your face, in front of your nose, and move it downwards while saying "Sad"

Sad



Both hands open. Palm of dominant hand taps palm of non-dominant hand twice.

Happy



To Be Excited

Use now and next to follow instructions

Skills to learn

I can skip, hop, stand on one leg and hold a pose for a game like musical statues



I can write some or all of my name



I can draw a face with all its features



1. Thumb holds pencil.
2. First finger rests on top of the pencil.
3. Pencil rests against third finger.

Left hand

Right hand

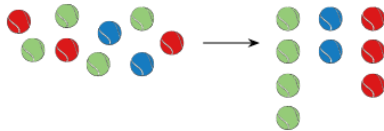


I can use a comfortable grip with good control when holding pens and pen-




Number and operations

I can order sizes




I can sort objects

I can count to 20




Head, Shoulders, Knees and Toes

Head, shoulders,
Knees and toes,
Knees and toes.
Head, shoulders,
Knees and toes,
Knees and toes.



And eyes and ears,
And mouth,
And nose.



Head, shoulders,
Knees and toes,
Knees and toes.

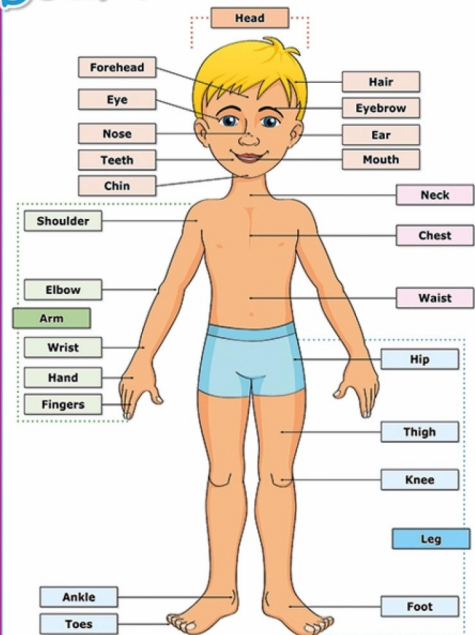
© Copyright 2014, www.sparklebox.co.uk

Can you point to some of these parts of your body?


- head
- arm
- hand
- leg
- foot



Body Parts



I can sequence the life cycle of a human



A bit of science!