


Special Educational Needs and Disabilities



SEND at New Town



Special educational needs and disabilities (SEND) can affect a child or young person's ability to learn.

They can affect their:

- behaviour or ability to socialise, for example they struggle to make friends
- reading and writing, for example because they have dyslexia
- ability to understand things
- concentration levels, for example because they have attention deficit hyperactivity disorder (ADHD)
- physical ability

What does it mean if my child is on the SEND register?

Every school must keep a register of children who they consider to have SEND. This means that when we see that a child is needing more support in class than we would usually offer, and we need to provide support for a consistent period of time, then that child will be put onto the New Town SEND register.

Any child who has a diagnosis or a disability such as Autism or Cerebral Palsy will automatically be added to the SEND register.

16% of our school is on the SEND register at New Town.



What SEND do we see at New Town?

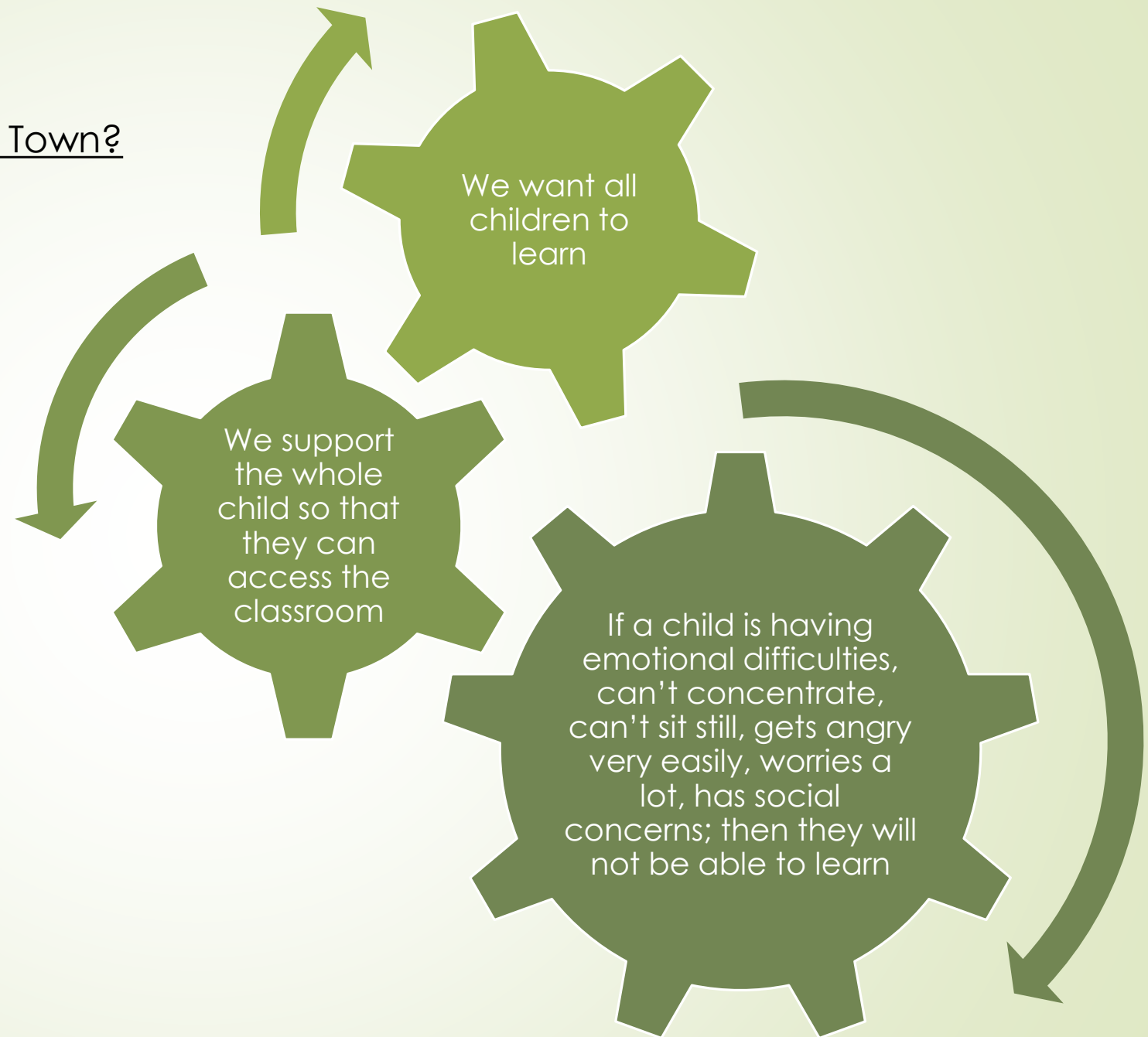
- Social emotional and mental health needs- 31%
- Diagnosis such as Autism or ADHD- 14%
- Speech and Language difficulties- 37%
- Physical disabilities-2%
- Health needs such as Epilepsy or diabetes-2%
- Visual impairments-2%
- SEND needs- 11%
- Specific learning difficulties such as dyslexia or dyscalculia- 2%
- Moderate learning difficulties- 16%
- Children who have been through trauma-31%



What do we support at New Town?

First we support the emotional child.

Then we address the educational need or disability



What does SEND look like at New Town?

We are a therapeutic school and all of our provision is inclusive and supportive. We always support the needs of the whole child, not just their academic needs. Often, the emotional needs take a greater priority.

Children need to be emotionally strong in order to manage the academic challenges we provide.

If a child has a need that is affecting their ability to learn and they need long term support to be able to carry on learning, then they will be on the SEND register at New Town.



What is an IPP?

If your child is on the SEND register at New Town, they will have an IPP. This is an Individual Provision Plan that is written for your child to address their personal needs. No two IPPs are the same.

Each term we will assess your child and set 3 targets to address the difficulties that we find. This may be something like handwriting practice or it may be learning to manage their emotions. From this we will provide resources for your child to help them succeed and overcome the barrier that is stopping them from being able to learn. At the end of every term we will review their progress and re-assess.

This process is called: Assess. Plan. Do. Review.



At open evenings, you will be given a copy of the most recently reviewed targets as well as the new termly target.

What do we have in place at New Town that supports our SEND children?

Sensory Boxes

Wobble Cushions

Nessy

Rainbow club

Speech and Language Therapy

Massage Therapy

Chewellery

Music Therapy

Classroom support

The Nest

Pastoral support with and ELSA

Educational Psychologist support

Primary Mental Health Worker support

Ear Defenders

Drawing and Talking


Behaviour Support

ABC to Read

Glastonbury Room

Therapy Dog

Movement Breaks




What is an Education, Health and Care Plan? (EHCP)

If New Town find that they need to give more ongoing support to help a child learn, then we will request an EHCP assessment from the Local Authority. This is always done with the agreement of the parents and everyone is involved in filling in forms, documents and questionnaires.

It is very hard to get an EHCP and takes a long time but the result is a legal document that ensures continued support for your child.

14% of our SEND children at New Town have an ECHP.



Thank you for coming.

We hope that this has helped you see how we support SEND at New Town.

