

# New Town Primary School

## Our Learning: Year Two, Spring Term 2024


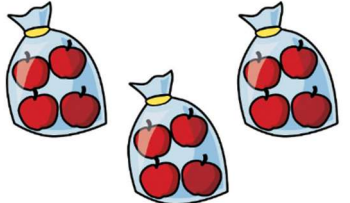
### Blackthorn and Birch Class


	Learning at school	Learning at home
English	<p>In the Spring Term for Year 2, our focus will continue to improve our reading and writing abilities through regular participation in phonics sessions. Additionally, we'll engage in crafting narratives and non-fiction pieces inspired by our chosen topics or captivating books like <i>The Great Fire of London</i> to inspire us to write our own version of a diary recount just like Samuel Pepys! We'll also write a narrative based on <i>The Owl Who was Afraid of the Dark</i>. Employing discussion and drama, we aim to enrich our vocabularies. In our daily reading lessons, we'll practice retrieving and documenting information while honing our skills in inference and prediction. Each day concludes with the pleasure of listening to our teacher read a carefully selected children's classic chapter book.</p>	<ul style="list-style-type: none"> <li>Mastering the art of reading is a crucial life skill! Consider engaging in daily reading sessions with either an adult or a sibling. You can also contribute by reading grocery lists, ingredients, instructions or road signs.</li> <li>Use the internet or pay a visit to the local library to explore our topic and jot down notes based on your findings. <u>Remember to put 'for children' after your search and use safe search engines such as Kid Rex or Safe Search UK to bring up age-appropriate information.</u></li> <li>Practise writing down creative ideas, a diary of funny and interesting things that happen in the day and writing thank you notes and birthday invitations.</li> </ul>
Maths	<p>Our focus in mathematics this term will be on money, multiplication, and division and measurement. This will include examining length and height with real objects and surrounding environments, as well as a comprehensive examination of mass, capacity, and temperature applied to real-world uses such as cooking, travel and decorating. Our journey will involve gaining insights into using addition and subtraction when counting money and receiving change; mastering multiplication and division skills; and refining our abilities in measuring. As we progress, we'll use reasoning and problem-solving strategies to challenge ourselves.</p>	<ul style="list-style-type: none"> <li>Practice counting forwards and backwards, a crucial math skill.</li> <li>Incorporate math terms like shapes, measurements, and time in daily conversations at home to provide real-world context for abstract concepts.</li> <li>Engage your child in activities such as counting money while shopping</li> <li>Count in multiples of 2s, 3s, 5s, and 10s while walking or tidying the house.</li> </ul> <p>These simple practices reinforce math skills in practical and meaningful ways.</p>
Our topic work	<p>During the Autumn term, our History lessons will focus on Reading Abbey in Reading, England. Exploring the historical significance of this landmark, we'll delve into its rich history and architecture. In Art, our attention shifts to sculpture and 3D creations. In geography, we'll learn about both Scotland and India. Design and technology (DT) will involve the design, creation, and evaluation of sporran, small pouches traditionally worn with Scottish kilts. Life skills sessions will emphasize respect, tolerance, morals, choices, rights, and democracy. For RE, we'll be focusing on Sikhism and we'll explore its key ideas and practices. Science will lead us through an exploration of living things, focusing on plants, animals, and their habitats. PE sessions will focus on dance and target and invasion games. In computing, our attention turns to online safety and effective search strategies, ensuring a well-rounded and engaging curriculum for the term.</p>	<ul style="list-style-type: none"> <li>Please use the knowledge organisers for each subject to help with these homework activities</li> <li>Begin a historical adventure by visiting Reading Abbey, exploring its history and architecture.</li> <li>Create a miniature of Reading Abbey using old cereal boxes or other recycling materials at home.</li> <li>Link to our DT lessons and create a sketch to design both a sporran and a kilt.</li> <li>Take your exploration outdoors with a nature walk, observing living things and their habitats. Document these observations.</li> </ul> <p>These activities merge history, art, design, and science, offering interactive opportunities to connect with the learning this term in a concise and enjoyable manner.</p>

### Our class expectations






<b>Every day</b>	<ul style="list-style-type: none"> <li>• Arrive at school on time, ready to learn</li> <li>• Wear the correct uniform or talk to my teacher if I don't have it on</li> <li>• Take responsibility for my things such as a water bottle, reading book, bag and coat</li> <li>• Have a positive attitude to learning!</li> </ul>
<b>Every week</b>	<ul style="list-style-type: none"> <li>• Complete my homework by the due date, Thursday, in the homework book</li> <li>• Read at home <u>at least five times a week</u> and record this using my reading record</li> <li>• Practise my spellings and learn the spelling rule, ready for my spelling test on Friday</li> <li>• Wear my PE kit on the correct days (Blackthorn: Tuesday and Thursday, Birch: Monday and Wednesday)</li> </ul>





















## Homework

<b>Due Date</b>	<b>Topic based skills homework</b> Please use knowledge organisers to help with homework activities	<b>Spellings</b>	<b>Maths</b>
Week beginning 8 <sup>th</sup> January  <b>Homework due date Wednesday 10<sup>th</sup> January</b>	<u>Geography</u> Write a few sentences about Scotland and India. Explore things like culture, landmarks and weather. Where are these countries in comparison to the equator?	List 1	Revise 2x table up to 12x2 for 10 minutes each day.  Complete the sentences. Can you create a similar maths question with pairs of socks? a)  <p>There are <input type="text"/> pairs with <input type="text"/> mittens in each pair.</p> <p>There are <input type="text"/> mittens altogether.</p>
Week beginning 15 <sup>th</sup> January  <b>Homework due date Wednesday 17<sup>th</sup> January</b>	<u>RE</u> Use the knowledge organiser to create a poster highlighting key information of Sikhism. You could focus on God or the place of worship, for example.	List 2	Revise 2x table up to 12x2 for 10 minutes each day.  This picture shows 3x4.  Draw another picture to show 4x3 using bags of apples and explain what's different. The picture shows 3 lots of 4  <p>Draw a picture to show 4 lots of 3            How many apples are there in each picture?            What is the same about the multiplications?            What is different about the multiplications?</p>
Week beginning 22 <sup>nd</sup> January	<u>Science</u> Draw sketches or make a list of at least 5 things that are alive, once alive or never	List 3	Revise 10x table up to 12x10 for 10 minutes each day.

<p><b>Homework due date</b> <b>Wednesday</b> <b>24<sup>th</sup> January</b></p>	<p>alive. Remember to use Mrs Gren to help you.</p> 	<p>Identify the odd one out. Why is it odd? How can you make it belong?</p> <p>Which one does not belong?</p> <div data-bbox="1129 232 1469 580"> <div>2 groups of 5</div> <div>ten</div> <div>5 + 5</div> </div> <p>What could you change to make it belong?</p>
<p>Week beginning 29<sup>th</sup> January</p> <p><b>Homework due date</b> <b>Wednesday</b> <b>31<sup>st</sup> January</b></p>	<p><u>ICT</u></p> <p>Create a poster identifying how we stay safe online. Ensure to highlight</p> <p>How can we search the internet safely?</p> <p>What information can we share?</p>	<p>List 4</p> <p>Revise 10x table up to 12x10 for 10 minutes each day.</p> <p>Create equal groups of objects in the house. Link times tables to these groups e.g. 2x3 is two groups of three.</p> <p>Match the pictures and the labels.</p> <div data-bbox="967 913 1476 1249"> <div>3 groups of 5</div> <div>2 groups of 10</div> <div>2 groups of 3</div> </div>

<p>Week beginning 5<sup>th</sup> February</p> <p><b>Homework due date</b> <b>Wednesday 7<sup>th</sup> February</b></p>	<p><u>Art</u></p> <p>Draw a map of a room in your house, remember to look at positions and scale.</p>	<p>List 5</p> <p>Revise 5x table up to 12x5 for 10 minutes each day.</p> <p>Can you create equal groups of 5 with objects around the house. How does this link to the five times tables? Add 5 each time.</p> <p><math>5 + 5 + 5 = 3 \times 5</math></p>
----------------------------------------------------------------------------------------------------------------------------	-------------------------------------------------------------------------------------------------------	----------------------------------------------------------------------------------------------------------------------------------------------------------------------------------------------------------------------------------------------------------

			<p>b)</p>  <p>There are <input type="text"/> groups with <input type="text"/> counters in each group.</p> <p>There are <input type="text"/> counters altogether.</p>
<p><b>School closed</b> Monday 12th February – Friday 16th February 2024</p>	<p><b><u>Enjoy your holiday!</u></b></p> <p>Inset Day on Monday 19th February 2024</p>		
<p>Week beginning 20<sup>th</sup> February</p> <p><b>Homework due date</b> <b>Wednesday</b> <b>22<sup>nd</sup> February</b></p>	<p><u>Life Skills</u> Investigate, what is Empathy?</p> <p>Can you write about a time when you have shown empathy.</p>	<p>List 6</p>	<p>Revise 5x table up to 12x5 for 10 minutes each day.</p> <p>Write a division and multiplication question to match the picture. What do you notice?</p>  <p><math>3 \times 3 = \underline{\quad}</math></p> <p><math>\underline{\quad} \div 3 = 3</math></p> <p>How does multiplication relate to division?</p>
<p>Week beginning 26<sup>th</sup> February</p> <p><b>Homework due date</b> <b>Wednesday</b> <b>28<sup>th</sup> February</b></p>	<p><u>Reading</u> Choose a new book to you, write a book review. Remember to include what you liked and why. Would you recommend it to your friends?</p> <p>This could be a book from home or one of the sharing books with a blue sticker borrowed from school.</p>	<p>List 7</p>	<p>Revise 3x table up to 12x5 for 10 minutes each day.</p> <p>Can you spot a pattern that helps you recall the facts?</p> <p>1) Which picture shows 2 groups of 4? </p> <p>2) Max has £15 He buys a book for £6 How much change does he get? </p> <p>3) There is £ <input type="text"/> and <input type="text"/> p altogether. </p> <p>4) A quarter of 12 is <input type="text"/></p>
<p>Week beginning 4<sup>th</sup> March</p>	<p><u>Music</u> Create a short rhythm using household objects, like spoons or pots of rice. To perform in school.</p>	<p>List 8</p>	<p>Revise 3x table up to 12x5 for 10 minutes each day.</p> <p>Can you spot a pattern that helps you recall the facts?</p>

<p><b>Homework due date</b> <b>Wednesday 6<sup>th</sup> March</b></p>	<p>When creating remember to think about tempo and pitch.</p>		<p>1) <math>\square + \square + \square = \square</math> mushrooms </p> <p>2) Jack buys these books and pays with a £20 note. What is his change?  </p> <p>3) Which group shows £15? A  B </p> <p>4) Write 78 in words.</p>
<p>Week beginning 11<sup>th</sup> March</p> <p><b>Homework due date</b> <b>Wednesday 13<sup>th</sup> March</b></p>	<p><u>PE</u> Create a dance routine to one of our school values songs.</p> <p>Perhaps you might like to tap your toes to Let It Be or shake your body to Don't Stop Believing.</p>	List 9	<p>Revise 2x table up to 12x2 for 10 minutes each day.</p> <p>Can you spot a pattern that helps you recall the facts?</p> <p>1) The array shows <math>4 \times 3</math> and <math>\square \times \square</math>  </p> <p>2) True or false? <math>5 + 5 + 5 = 5 \times 3</math></p> <p>3) Complete the bar models.  </p> <p>4) Draw  after a half turn. Think of a clock. </p>
<p>Week beginning 18<sup>th</sup> March</p> <p><b>Homework due date</b> <b>Wednesday 20<sup>th</sup> March</b></p>	<p><u>Science</u> Create a colourful poster showing the habitat of a chosen animal. Include adaptations of the animal, and its role in the food chain.</p>	List 10	<p>Revise 2x table up to 12x2 for 10 minutes each day. Can you spot a pattern that helps you recall the facts?</p> <p>1) Put the muffins into groups of 2  </p> <p>2) <math>30p = \square \times 3</math></p> <p>3) How much change would you get from £1 when spending this amount? </p> <p>4) The time is _____ </p>
<p>Week beginning 25<sup>th</sup> March</p> <p><b>Homework due date</b> <b>Wednesday 27<sup>th</sup> March</b></p>	<p><u>DT</u> Use the skills learnt to practice joining different materials. You could write a list of ways to join certain types of material for example.</p> <p>Paper – glue Material - sewing</p>	List 11	<p>Revise 5x table up to 12x5 for 10 minutes each day. Can you spot a pattern that helps you recall the facts?</p> <p>1) There are <math>\square</math> groups of 3 in 18  </p> <p>2) Write <math>&lt;</math>, <math>&gt;</math> or <math>=</math> 5 lots of 2 </p> <p>3) If Jo then spends £1 and 3p, how much money does she have left? </p> <p>4) Estimate the number on the number line. </p>
<p>School closed Friday 29<sup>th</sup> March – Friday 12 April 2024</p>	<p><b><u>Enjoy your holiday!</u></b></p> <p><u>Art</u></p>		

END OF SPRING TERM	 <p>Create a canvas of a highland cow.</p>
Summer Term starts:	<b>Monday 15th April 2024</b>

Your topic homework is not marked but will be celebrated in class.

Your spellings and maths facts will be tested every week in school, so that you can see how you are improving.

Of course, the learning does not have to stop here: we would love you to continue the learning at home in any way you feel you would like to, and we are always happy to hear about extra facts you've found out, listen to stories you've written or how you might have cracked the next times table set you need to work on. Learning never stops!

### **Reading Expectation**

All children should be reading at home **at least five times per week**. Books should be brought into school **every day**.

### **Some questions to ask your child while reading together**

- Look at the front cover. What could the book be about?
- Who is the author?
- What is an illustrator? What do they do?
- What does that word mean? Read the words around it to help you figure it out (context)
- How can you read an unfamiliar word? Can you use your Fred talk and then blend?
- Who are the main characters in the story?
- What do you think will happen next?
- How do you think that character feels? Why? How would you feel in that situation?
- Can you predict how the book will end?
- Who is your favourite character? Why?
- Is there a hidden message in the story? What is it?
- Can you retell the story in your own words?
- Do you like how the story ended? Can you think of another way the book could have ended?

Parents/carers should be **signing reading records at least five times per week** to show when reading has been done. Reading records should be brought into school **every day**.



### **Reading tracker and competition**

We are running a whole school reading competition. Teachers are tracking how many times pupils in their class have their reading records signed each week. These figures are then added to our reading race board and the class that has their reading records signed the most in a term wins the reading trophy.

There are also individual prizes to be won so get reading and signing.

Reading record signed 50 times: School bookmark

Reading record signed 75 times: Reading book

Reading record signed 100 times: Gold pin for jumper

Reading record signed 150 times: Medal

Reading record signed 250 times: Trophy

## Spellings

Week 7	Week 8	Week 9	Week 10	Week 11	Week 12	Week 13
gem giggle fancy gadget wrote apure talley toilet tinsel rough wrist	pedal cell lace nice cinema pupil peril capital pencil basin stencil evil	fly reply supply shy spy butterfly sky defy rely apply	know knit known knew knotting knock knee gnome knight knock	tries babies denies cries lies tries carries fries supplies tidies	written funnier wrap funniest wrinkle emptiest wrath emptier wren sturdier write copier wrong cried writing defied wrapped supplied wreck trier	bottle hiked fable nicest fiddle shinier castle writer ankle making apple hiker middle shiny bottle shining double writing article maker
<b>Spelling Rule</b>	<b>Spelling Rule</b>	<b>Spelling Rule</b>	<b>Spelling Rule</b>	<b>Spelling Rule</b>	<b>Spelling Rule</b>	<b>Spelling Rule</b>
<b>Spelling Rule</b>	<b>Spelling Rule</b>	<b>Spelling Rule</b>	<b>Spelling Rule</b>	<b>Spelling Rule</b>	<b>Spelling Rule</b>	<b>Spelling Rule</b>
The alternative /j/ sound can be spelt as g elsewhere in words before e, i and y.	The /s/ sound spelt c before e, i and y. The /l/ sound spelt -al at the end of words.	The /n/ sound spelt -n at the beginning of words. The /igh/ sound spelt -y at the end of words.	spelt kn and (less often) gn at the beginning of words.	The /r/ sound spelt wr at the beginning of words.	The /l/ or /al/ sound spelt -le at the end of words.	The /l/ or /al/ sound spelt -el at the end of words.
Review and assessment of spelling taught this half term.	Words ending -il		nouns and verbs ending in -y	word ending in -y with a consonant before it	words ending in -e with a consonant before it	ending in a single consonant letter after a single vowel letter

Spellings will be tested every **Friday**. Your topic and maths homework will not be marked but will be checked by your class teacher. Homework books should be handed in on a **Wednesday** and will be given back out on a **Friday**.

Of course, the learning does not have to stop here: we would love you to continue their learning at home in any way you feel you would like to, and we are always happy to hear about extra facts you've found out, listen to stories you've written or how you might have cracked the next times table set you need to work on. Learning never stops!