

New Town Primary School

Our Learning: Year Two, Summer Term 2025

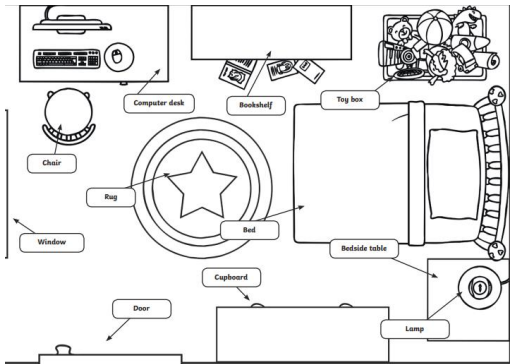


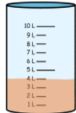

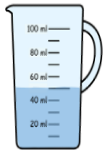
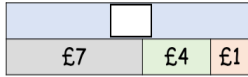
Birch Class and Blackthorn Class


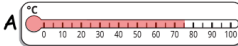
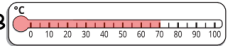


	Learning at school	Learning at home
English	<p>In the Summer Term for Year 2, our focus will continue to improve our reading and writing abilities through regular participation in phonics sessions. Additionally, we'll engage in crafting narratives and non-fiction pieces inspired by our chosen topics or captivating books like <i>A Walk in London</i> to inspire us to write instructions, persuasive posters and diary entries! We'll also write fantasy setting descriptions based on <i>Toys in Space</i>. Encouraging discussion and drama, we aim to enrich our vocabularies. In our daily reading lessons, we'll practice retrieving and documenting information while honing our skills in inference and prediction. Each day concludes with the pleasure of listening to our teacher read a carefully selected children's classic chapter book.</p>	<ul style="list-style-type: none">• Reading is an important skill for life! You should read a book together with an adult or a sibling at least four times a week and record this in your reading record. You can read a book from school, from home or the local library. Remember to bring in your reading record each day so it can be checked by your teacher.• Learn the spelling rule for the week and practise the spellings. Speak to your teacher for fun ways you can practise your spellings. Remember a little bit each day makes a big difference!
Maths	<p>Our focus in mathematics this term will be on measurement, fractions, time, statistics, position and direction. This will include examining length and height with real objects and surrounding environments, as well as a comprehensive examination of mass, capacity and temperature applied to real-world uses such as cooking, travel and decorating. Our learning will also look at refining our abilities in measuring. As we progress, we'll use reasoning and problem-solving strategies to challenge ourselves. Our fractions learning will look at recognising and finding halves, a quarter, a third and three quarters.</p>	<ul style="list-style-type: none">• Continue learning and practising your times tables facts using Times Tables Rockstars.• Confident mathematicians are able to recall key mathematical facts quickly.• Use your maths knowledge every day! Count in 2s, 3s, 5s and 10s,• Read the clocks at home• Practise measuring different lengths/heights/weights around the house and talk about the different shapes you can see around you.
Our topic work	<p>During this term, we will use simple fieldwork and observational skills to study the geography of our school and its grounds and the key human and physical features of its surrounding environment. We will use aerial photographs and plan perspectives to recognise landmarks and basic human and physical features around us; devise a simple map; and use and construct basic symbols in a key. In history, we will study a range of great explorers. We will learn how the Wright brothers changed the world and why we still remember Amelia Earhart. We will investigate how hard it is to journey to the South Pole.</p>	<ul style="list-style-type: none">• Complete your topic-based homework each week to build on the knowledge and skills gained from your learning in the classroom. While a general suggestion has been given on how to complete the homework, you can present your work as creatively as you want.• Your homework this year, has been great so we can't wait to see what you come up with! Remember to bring it in on Wednesdays.• Use your Knowledge Organiser, the internet or visit the local library to research our topic and make notes about what you have found out.• <u>Remember to put 'for children' after your search and use safe search engines such as Kid Rex or Safe Search UK to bring up age-appropriate information.</u>











Our class expectations

Every day	<ul style="list-style-type: none"> • Arrive at school on time, ready to learn • Wear the correct uniform or talk to my teacher if I don't have it on • Take responsibility for my things such as a water bottle, reading book, bag and coat • Have a positive attitude to learning!
Every week	<ul style="list-style-type: none"> • Complete my homework by the due date in my homework book • Read at home <u>at least five times a week</u> and record this using my reading record • Practise my spellings and learn the spelling rule, ready for my spelling test on Friday • Wear my PE kit on the correct days (Birch: Monday and Wednesday, Blackthorn: Tuesday and Thursday)

Homework

Due Date	Topic based skills homework	Spellings	Maths
Week beginning 28 th April Homework due date Wednesday 30th April	Geography Draw a map of a room in your house. Label what everything is. 	List 1	TT Rockstars expectation – 3x 10min. 1) Mo pours 3 litres of water into the bucket 5 times. How many litres does he have in total? 2) Each bottle holds 2 litres. How many litres are there altogether?  3) Which object do you think has a similar mass to 1 g? feather brick pineapple 4) $2 + 2 + 2 + 2 = \square$
Week beginning 5 th May Homework due date Wednesday 7th May	DT Use your knowledge of cars and moving vehicles so far, create and design your own car. Label the different parts of your car – wheels, windscreen, steering wheel etc.	List 2	TT Rockstars expectation – 3x 10min. 1) What temperature is shown?  2) There are <input type="text"/> litres of juice.  3) Write the heights in order from shortest to tallest. <input type="text"/> cm <input type="text"/> cm <input type="text"/> cm 4) How many sides does this shape have? 
Week beginning 12 th May Homework due date Wednesday 14th May	Science Select objects made of different materials, perform the following experiment. Can you stretch it? Can you squash it? Can you fold it? What do you notice? Can you present your experiment results to show what you found out. Write sentences to explain your findings.	List 3	TT Rockstars expectation – 3x 10min. 1) How much water is there in the container?  2)  3) Write these lengths in order from shortest to longest. <input type="text"/> cm <input type="text"/> cm <input type="text"/> cm <input type="text"/> cm 4) Write seventy-eight in numerals.
Week beginning 19 th May	Geography Design a treasure island map. Think about the things you might see on your island.	List 4	TT Rockstars expectation – 3x 10min.

<p>Homework due date Wednesday 21st May</p>	<p>Can you include a key for the important places? Use colour to make your map easier to read.</p>	<p>1) Are the parts equal? </p> <p>2) Which thermometer shows 75°C? A  B </p> <p>3) The _____ is heavier than the _____ </p> <p>4) Does this shape have a horizontal or vertical line of symmetry? </p>
-------------------------------------------------------------------------------------	----------------------------------------------------------------------------------------------------	--------------------------------------------------------------------------------------------------------------------------------------------------------------------------------------------------------------------------------------------------------------------------------------------------------------------------------------------------------------------------------------------------------------------------------------------------------------------------------------------------------------------------------------------------------------------------------------------------------------------------------------------

<p>Half Term: 26.5.25 - 30.5.25</p>	<p><u>Enjoy your holiday!</u></p>		
<p>Week beginning 2nd June</p> <p>Homework due date Wednesday 4th June</p>	<p><u>Science</u> Find objects to take into the sink/bath. What will float and what will sink? Can you make a prediction before you test it? Record your investigation in a table. Make sure you ask your adults for help choosing the objects and to help you stay safe near water.</p>	<p>List 5</p>	<p>TT Rockstars expectation – 3x 10min.</p> <p>1) $\frac{1}{3}$  $\frac{1}{3}$  $\frac{3}{3}$ </p> <p>2) What fraction is shaded? </p> <p>3) Which shape has $\frac{1}{4}$ shaded?   </p> <p>4) 10 more than 56 is <input type="text"/></p>
<p>Week beginning 9th June</p> <p>Homework due date Wednesday 11th June</p>	<p><u>RE</u> Create an information poster about what you have learnt about Christianity this term. Include information on the key beliefs, the places of worship and the festivals/celebrations Christians celebrate.</p>	<p>List 6</p>	<p>TT Rockstars expectation – 3x 10min.</p> <p>1) $\frac{3}{4}$ of 20 = <input type="text"/></p> <p>2) $\frac{1}{2}$ of 24 = <input type="text"/> $\frac{2}{4}$ of 24 = <input type="text"/></p> <p>3) Half of 22 is equal to <input type="text"/></p> <p></p> <p>4) How much money is shown? </p>
<p>Week beginning 16th June</p> <p>Homework due date Wednesday 18th June</p>	<p><u>History</u> We have been learning about great explorers. Can you find and investigate another explorer. Write a short paragraph or draw a picture to show who they are and what they discovered.</p>	<p>List 7</p>	<p>TT Rockstars expectation – 3x 10min.</p> <p>1) The time is <input type="text"/> to <input type="text"/> </p> <p>2) When the minute hand is on 7, it is <input type="text"/> minutes to the hour.</p> <p>3) $\frac{3}{4}$ of 24 = <input type="text"/></p> <p>4) $98 - \text{ } = 72$</p>
<p>Week beginning 23rd June</p>	<p><u>English</u> Can you make up a fictional, imaginative under the sea story? Who are the characters? A mermaid, a talking seahorse or a</p>	<p>List 8</p>	<p>TT Rockstars expectation – 3x 10min.</p>

<div>Homework due date Wednesday 25th June</div>	<p>pirate? Is there a shipwreck with a treasure chest? Remember to think of a beginning, middle and end and use wow words to make it sound exciting! You can present your story however you like. Maybe you could type it on the computer or create a mini book with illustrations. It's up to you!</p>		<div>1) Complete the table.</div> <table><tr><th>Favourite fruit</th><th>Tally</th><th>Total</th></tr><tr><td>Orange</td><td> </td><td></td></tr><tr><td>Apple</td><td> </td><td></td></tr><tr><td>Banana</td><td> </td><td></td></tr></table> <div>2) How many minutes are in an hour?</div> <div>3) What fraction is shaded?</div> <div><div></div><div></div><div></div><div></div></div> <div>4)</div> <table><tr><td>7</td><td>17</td><td></td><td>37</td><td>47</td><td>57</td><td></td></tr></table>	Favourite fruit	Tally	Total	Orange			Apple			Banana			7	17		37	47	57	
Favourite fruit	Tally	Total																				
Orange																						
Apple																						
Banana																						
7	17		37	47	57																	
<div>Week beginning 30th June</div> <div>Homework due date Wednesday 2nd July</div>	<div>Life Skills</div> <p>Draw a picture of yourself. Write all the ways you have changed since you were a baby. Think about and write what could or couldn't you do, that you can do now. Write what you are looking forward to doing next year.</p>	List 9	<div>TT Rockstars expectation – 3x 10min.</div> <div>1) If ● = 2 then ●●●●● = </div> <div>2)</div> <table><tr><td>Red Team</td><td><div></div><div></div><div></div><div></div><div></div></td><td>Total =</td></tr><tr><td>Blue Team</td><td><div></div><div></div><div></div><div></div><div></div></td><td>Total =</td></tr></table> <div>3) What time is shown?</div> <div><div></div></div> <div>4) Order the lengths from shortest to longest.</div> <div><div>4 cm</div><div>10 cm</div><div>3 cm</div></div>	Red Team	<div></div> <div></div> <div></div> <div></div> <div></div>	Total =	Blue Team	<div></div> <div></div> <div></div> <div></div> <div></div>	Total =													
Red Team	<div></div> <div></div> <div></div> <div></div> <div></div>	Total =																				
Blue Team	<div></div> <div></div> <div></div> <div></div> <div></div>	Total =																				
<div>Week beginning 7th July</div> <div>Homework due date Wednesday 9th July</div>	<div>Art</div> <p>This term we are looking at printing. Create your very own print or mono print, you can use paint or ink if you have some at home. Remember, mono printing is a bit like using a stamp. Don't forget once your print has dried, to stick it into your homework book.</p>	List 10	<div>TT Rockstars expectation – 3x 10min.</div> <div>1) The counter has moved 2 squares _____ and 1 square _____. </div> <div>2) If ● = 10 then ●●●●● = </div> <div>3) What time is shown?</div> <div><div></div></div> <div>4) What is 10 more than </div> <div><div></div></div>																			
<div>Week beginning 14th July</div> <div>Homework due date Wednesday 16th July</div>	<div>Music</div> <p>Listen to a calming piece of music. Write down how it made you feel. Can you recreate the rhythm and tempo using your hands or feet? Can you create some actions? Draw or take pictures and stick the actions into your homework book.</p>	List 11	<div>TT Rockstars expectation – 3x 10min.</div> <div>1) Ron is facing the shop. To face the park, he makes a _____ turn _____.</div> <div>2) The counter has moved 1 square _____ and 2 squares _____.</div> <div>3) Show 16 in a tally.</div> <div>4) How much money is there? £ _____ and _____ p</div>																			

Your topic homework will not be marked but will be celebrated in class. Your spellings and maths facts will be tested every week in school, so that you can see how you are improving. Of course, the learning does not have to stop here: we would love you to continue their learning at home in any way you feel you would like to, and we are always happy to hear about extra facts you've found out, listen to stories you've written or how you might have cracked the next times table set you need to work on. Learning never stops!

Reading Expectation

All children should be reading at home **at least five times per week**. Books should be brought into school **every day**.

Some questions to ask your child while reading together

- Look at the front cover. What could the book be about?
- Who is the author?
- What is an illustrator? What do they do?
- What does that word mean? Read the words around it to help you figure it out (context)
- How can you read an unfamiliar word? Can you use your Fred talk and then blend?
- Who are the main characters in the story?
- What do you think will happen next?
- How do you think that character feels? Why? How would you feel in that situation?
- Can you predict how the book will end?
- Who is your favourite character? Why?
- Is there a hidden message in the story? What is it?
- Can you retell the story in your own words?
- Do you like how the story ended? Can you think of another way the book could have ended?

Parents/carers should be **signing reading records at least five times per week** to show when reading has been done. Reading records should be brought into school **every day**.



Reading tracker and competition

We are running a whole school reading competition. Teachers are tracking how many times pupils in their class have their reading records signed each week. These figures are then added to our reading race board and the class that has their reading records signed the most in a term wins the reading trophy.

There are also individual prizes to be won so get reading and signing.

Reading record signed 40 times:	Bronze certificate
Reading record signed 80 times:	Silver certificate
Reading record signed 120 times:	Gold certificate
Reading record signed 200 times:	Special pin for your school jumper (5 reads per week during term time)
Reading record signed 240 times:	Medal (6 reads per week during term time or 5 reads per week and read during the holidays)
Reading record signed 300 times:	Tea party with the Headteacher (read 6 times per week every week)

On-line Times Tables Challenge- TT ROCKSTARS

Having a really secure knowledge of times tables facts provides the foundation for the understanding of numerous mathematical concepts.

'**TT Rockstars**' is a highly engaging, on line tool designed to help children progress with rapid recall of tables facts through regular questions tailored to their individual needs.

As part of the weekly homework there will be an expectation spend regular time on TT Rockstars practising their times



for children to tables facts.

Spellings

Summer Term 1			
Test Date: 2/5/25	Test Date: 9/5/25	Test Date: 16/5/25	Test Date: 23/5/25
List 1	List 2	List 3	List 4
<p>The /ɜ:/ sound spelt or after w and the /ɔ:/ sound spelt ar after w.</p> <p>The /er/ sound spelt or after w.</p> <p>The /or/ sound spelt ar after w.</p> <p>There are not many of these words.</p>	<p>The suffixes –ment, –ness, –ful , –less and –ly</p> <p>If a suffix starts with a consonant letter, it is added straight on to most root words without any change to the last letter of those words.</p> <p>Exceptions: (1) argument (2) root words ending in –y with a consonant before it but only if the root word has more than one syllable.</p>	<p>Words ending in –tion.</p>	<p>Contractions.</p> <p>The apostrophe shows where a letter or letters would be if the words were written in full</p> <p>(e.g. can't – cannot).</p>
<p>word</p> <p>world</p> <p>warm</p> <p>worth</p> <p>swarm</p> <p>war</p> <p>worm</p> <p>warden</p> <p>award</p> <p>warfare</p>	<p>witness</p> <p>endless</p> <p>payment</p> <p>beautiful</p> <p>exactly</p> <p>wonderful</p> <p>fitness</p> <p>segment</p> <p>useless</p> <p>simply</p>	<p>fiction</p> <p>section</p> <p>option</p> <p>emotion</p> <p>fraction</p> <p>mention</p> <p>notion</p> <p>elation</p> <p>diction</p> <p>ruction</p>	<p>didn't</p> <p>it's</p> <p>don't</p> <p>hasn't</p> <p>won't</p> <p>can't</p> <p>hasn't</p> <p>I'll</p> <p>we're</p> <p>shouldn't</p>

Summer Term 2						
Test Date: 6/6/25	Test Date: 13/6/25	Test Date: 20/6/25	Test Date: 27/6/25	Test Date: 4/7/25	Test Date: 11/7/25	Test Date: 18/7/25
List 5	List 6	List 7	List 8	List 9	List 10	List 11
<p>Common exception words Some words are exceptions in some accents but not in others. E.g – past, last, fast, path and bath are not exceptions in accents where the – a in these words is pronounced /æ/, as in cat. Great, break and steak are the only common words where the /eɪ/ sound is spelt ea</p>	<p>Common exception words Some words are exceptions in some accents but not in others. E.g – past, last, fast, path and bath are not exceptions in accents where the – a in these words is pronounced /æ/, as in cat. Great, break and steak are the only common words where the /eɪ/ sound is spelt ea</p>	<p>Common exception words Some words are exceptions in some accents but not in others. E.g – past, last, fast, path and bath are not exceptions in accents where the – a in these words is pronounced /æ/, as in cat. Great, break and steak are the only common words where the /eɪ/ sound is spelt ea</p>	<p>The /l/ or /əl/ sound spelt –el at the end of words. The –el spelling is much less common than –le. The –el spelling is used after m, n, r, s, v, w and more often than not after s.</p>	<p>The possessive apostrophe (singular nouns). E.g – The book belongs to Megan. It is Megan's book</p>	<p>Homophones and near-homophones. It is important to know the difference in meaning between homophones.</p>	<p>Homophones and near-homophones. It is important to know the difference in meaning between homophones</p>
<p>floor find behind wild both poor kind child climb old</p>	<p>every great pretty fast father pass plant path bath hour</p>	<p>people water again money Mr/Mrs eye would any busy who</p>	<p>tunnel towel hotel level wheel model refuel parcel channel unravel</p>	<p>Ravi's man's Simon's witches' brothers' girl's Amy's dog's people's children's</p>	<p>their hear see sun two they're quite sea son be</p>	<p>buy piece bare right waste one steal meat break you're</p>

Spellings will be tested every **Friday**. Your topic and maths homework will not be marked but will be checked by your class teacher. Homework books should be handed in on a **Wednesday** and will be given back out on a **Friday**.

Of course, the learning does not have to stop here: we would love you to continue their learning at home in any way you feel you would like to, and we are always happy to hear about extra facts you've found out, listen to stories you've written or how you might have cracked the next times table set you need to work on. Learning never stop!